



# 2022 EMEA GOLF CATALOG





# TABLE OF CONTENTS

# TABLE OF CONTENTS

# TABLE OF CONTENTS

# TABLE OF CONTENTS

## IRONS

Staff Model Blade Irons  
Staff Model CB Irons  
Staff Model Utility Irons  
D9 Forged Irons  
D9 Irons  
Launch Pad Irons

## WOODS

D9 Driver  
D9 Fairway Woods  
D9 Hybrids  
Launch Pad Driver  
Launch Pad Fairway Woods  
Launch Pad Hybrids

## WEDGES

Staff Model Traditional Wedges  
Staff Model Tour Grind Wedges  
Staff Model HT Wedges

## PUTTERS

Infinite Putters

## GOLF BALLS

### PREMIUM BALLS

Staff Model Golf Ball  
Staff Model R Golf Ball  
Triad Golf Ball  
Triad R Golf Ball  
DUO Soft+ Golf Ball  
DUO Optix Golf Ball

### VALUE BALLS

Tour Velocity Golf Ball  
Ultra Golf Ball

## WOMEN'S

D9 Women's Irons  
D9 Women's Driver  
D9 Women's Fairway Woods  
D9 Women's Hybrids  
Launch Pad Women's Irons  
Launch Pad Women's Driver  
Launch Pad Women's Fairway Woods  
Launch Pad Women's Hybrids  
Infinite Women's Putters

## GOLF BAGS

Tour Series Staff Bags  
EXO Dry Cart Bag  
EXO II Cart Bag  
ILock Cart Bags  
Prostaff Cart Bag  
EXO Dry Stand Bag  
EXO II Stand Bag  
ECO Stand Bag  
Feather Stand Bag  
QS Quiver Stand Bag  
Q Quiver Bag  
Prostaff Stand Bag

## GOLF GLOVES

Staff Model Glove  
Conform Glove  
Grip Plus Glove  
Feel Plus Glove  
Fit-All Women's Glove  
Fit-All Junior Glove  
Rain Gloves  
Winter Gloves  
Winter Mittens

## ACCESSORIES

### HEADWEAR

Tour Flat Brim Cap  
Pro Tour Cap  
Visor  
Rain Bucket  
Tour Beanie  
ECO Beanie  
Ivy Cap

### ACCESSORIES

Tour Umbrella  
Caddie Tour Towel  
Microfiber Towel  
Travel Gear

## RECREATIONAL

### COMPLETE SETS

Prostaff SGI Introduction  
Prostaff SGI Men's  
Prostaff SGI Women's  
Prostaff SGI Men's Single Sticks  
Prostaff SGI Women's Single Sticks  
Prostaff JGI Introduction  
Prostaff JGI Large  
Prostaff JGI Medium  
Prostaff JGI Small

## APPAREL

Staff Model Rain Jacket  
Staff Model Rain Trousers  
Staff Model Rain Top  
Staff Model Padded Jacket  
Staff Model Sweater  
Staff Model Thermal Tech  
Staff Model Polo  
Rain Jacket & Trousers  
Padded Body Warmer  
Classic Sweater  
Thermal Tech  
Striped Polo  
3 Tone Polo  
Classic Polo  
Authentic Polo  
Women's Padded Jacket  
Women's Thermal Tech  
Women's Scalloped Polo  
Women's Zipped Polo  
Women's Authentic Polo

## CUSTOM FIT

## CUSTOM LOGO



# IRONS



# TOUR PROVEN. TOUR VALIDATED.

Created to meet the demands of our Tour Staff players, Staff Model clubs deliver incredible performance and consistency for golfers who expect the best from their clubs.



STRIFF MODEL



# STAFF MODEL BLADE IRONS

Tour-proven performance is the hallmark of our Staff Model Blades. Designed specifically for better players demanding feel and feedback, these Major winning irons have earned a spot in many Wilson Advisory Staff bags.





## PRECISION-MILLED MUSCLE

Precision-milled for precise, consistent weighting and specs from club to club, and set to set.




## FLUID FEEL HOSEL

Adapted from our classic Wilson Dyna-Powered irons, this design eliminates unnecessary weight in the hosel, and allows a larger head and wider sole for increased playability.



## OPTIMIZED SOLE CAMBER

A slightly more rounded front-to-back sole radius keeps the clubs out of the grass and on the ball for greater consistency.



**SHAFT** | True Temper Dynamic Gold  
**GRIP** | Golf Pride Tour Velvet



US | EMEA | AUS

CLUB	2*	3	4	5	6	7	8	9	PW
RH/LH	RH	RH/LH*	RH/LH*	RH/LH*	RH/LH*	RH/LH*	RH/LH*	RH/LH*	RH/LH*
LOFT	18°	20°	23°	26°	30°	34°	38°	42°	46°
LIE	59.5	59.5	60	61	61.5	62	63	63.5	64
LENGTH	39.75	39.25	38.75	38.25	37.75	37.25	36.75	36.25	35.75
BOUNCE	2.5	2.5	2.5	2.5	3	4	5.5	6	6
HOSEL OFFSET	0.11	0.11	0.1	0.09	0.08	0.07	0.063	0.057	0.05
SWING WEIGHT	D2.5	D2.5	D2.5	D2.5	D2.5	D2.5	D2.5	D2.5	D2.5

\*CUSTOM OPTIONS





Wilson



CB

STAFF MODEL



# STAFF MODEL CB IRONS

Designed to meet the performance requirements of our Tour Staff players, Staff Model CB irons feature modern control, workability and forgiveness with a classic look and feel that pays tribute to our long history of era-defining irons.





## TRI-BRACE STABILIZER™

Our Tri-Brace Stabilizer on the back of the club head helps transfer more energy to the ball while delivering incredible sound and feel.




## TUNGSTEN WEIGHTED DESIGN

Twenty grams of high-density tungsten in the toe of long and mid irons enhances head stability at impact and lowers the center of gravity, for reliably consistent shots.



## FEEL & FORGIVENESS

A forged, 8620 carbon steel face is backed by an integrated impact mass area, providing solid, muscle back-like feel with cavity back consistency and forgiveness on all types of shots.



**SHAFT** | True Temper Dynamic Gold  
**GRIP** | Golf Pride Tour Velvet



US | EMEA | AUS

CLUB	2*	3*	4	5	6	7	8	9	PW	GW*
RH/LH	RH	RH/LH	RH/LH	RH/LH	RH/LH	RH/LH	RH/LH	RH/LH	RH/LH	RH/LH
LOFT	18°	20°	23°	26°	30°	34°	38°	42°	46°	50°
LIE	59.5	59.5	60	61	61.5	62	63	63.5	64	64.25
LENGTH	39.75	39.25	38.75	38.25	37.75	37.25	36.75	36.25	35.75	35.5
BOUNCE	1	1	1	2	3	4	5.5	6	6	7
HOSEL OFFSET	0.12	0.12	0.11	0.1	0.09	0.075	0.065	0.055	0.05	0.04
SWING WEIGHT	D2	D2	D2	D2	D2	D2	D2	D2	D2	D2

\*CUSTOM OPTIONS



12



STAFF  
1

# STAFF MODEL UTILITY IRONS

Originally created as a prototype for professional golfers on the PGA Tour, the utility irons deliver an impressive combination of reliability, distance and forgiveness.





## HOLLOW BODY LONG IRON SOLUTION

Distance, forgiveness and improved launch culminate in a very playable hybrid alternative iron, which has been refined to deliver optimized launch angles.



## HIGH STRENGTH FACE, FASTER BALL SPEEDS

A high-strength C300 face delivers greater ball speeds across the entire face, so every shot goes farther.



## SOLE WEIGHTING

Seven grams of weight are positioned low in the club head, making the utility irons forgiving and easy-to-hit with increased launch angles.



**SHAFT** | KBS Tour Hybrid  
**GRIP** | Golf Pride Tour Velvet



US | EMEA | AUS

CLUB	18	21	24
RH/LH	RH/LH*	RH/LH*	RH/LH*
LOFT	18°	21°	24°
LIE	59	59.5	60
LENGTH	40	39.5	39
BOUNCE	0.5	0.5	1
HOSEL OFFSET	0.16	0.15	0.14
SWING WEIGHT	D2	D2	D2

\*CUSTOM OPTIONS





SM

60

FORGED

W/S

Wilson

1

**NEW**

# D9 FORGED IRONS

Designed using a generative process that compares hundreds of Power Hole layouts, D9 Forged irons combine the nuanced feel of a forged head with higher launch angles, for incredible stopping power and pinpoint accuracy.





## POWER HOLES FOR MAXIMUM SPEED

A new, asymmetrical Power Hole arrangement is optimized for forged heads and is biased towards the heel of the club, opening the face and increasing contact time with the ball for maximum speed and distance, all in a sleek player's profile.



## LOW WEIGHT, HIGH PERFORMANCE

A lower center of gravity provides a higher launch, increased peak trajectory and a steeper descent angle. That means more carry and greater stopping power on the green.



## NOTHING FEELS LIKE FORGED

Premium, carbon forged heads combine exceptional feel with a thin topline and minimal offset for irons that look as good as they play.



**SHAFT** | True Temper DG 95R VSS, True Temper DG 105S VSS, UST Recoil Dart 75

**GRIP** | Wilson Staff Lamkin Crossline

US | EMEA | AUS

CLUB	3*	4	5	6	7	8	9	PW	GW*
RH/LH	RH/LH	RH/LH*	RH/LH*	RH/LH*	RH/LH*	RH/LH*	RH/LH*	RH/LH*	RH/LH
LOFT	19°	21.5°	24.5°	27.5°	30.5°	34.5°	39°	44°	49°
LIE	59.5	60	61	61.5	62	63	63.5	64	64
LENGTH	39.25	38.75	38.25	37.75	37.25	36.75	36.25	35.75	35.5
BOUNCE	2.5	3	3.5	4.5	5	5.5	6.5	7	8
HOSEL OFFSET	0.166	0.15	0.133	0.117	0.1	0.084	0.067	0.05	0.04
STEEL SWING WEIGHT	D2	D2	D2	D2	D2	D2	D2	D2	D2
GRAPHITE SWING WEIGHT	D1	D1	D1	D1	D1	D1	D1	D1	D1

\*CUSTOM OPTION



# D9 IRONS

Using a revolutionary approach to iron design, our generative process compared hundreds of D9 head shapes and Power Hole layouts in the ultimate pursuit of game-improving performance. D9 irons launch higher and spin lower while delivering incredible stopping power for pinpoint accuracy. With D9, playing is believing.






## EFFORTLESSLY HIGHER SPEEDS AND GREATER DISTANCE

Strategically positioned, urethane-filled Power Holes enable maximum face flex for improved speeds and an expanded sweet spot you can't miss.



## HIGH LAUNCH, STEEP DESCENT

Wilson's lowest-ever center of gravity in an iron increases launch angles and delivers a steeper angle of descent for increased green-side control.



## ULTRA THIN, SUPER HOT FACE

Our thinnest ever iron face is hot and super responsive for higher ball speeds, longer shots and better feel.



**STEEL SHAFT** | KBS Max Ultralite  
**GRAPHITE SHAFT** | MRC Tensei AV Silver  
**GRIP** | Wilson Staff Lamkin Crossline



US | EMEA | AUS

CLUB	4	5	6	7	8	9	PW	GW	SW
RH/LH	RH/LH	RH/LH	RH/LH	RH/LH	RH/LH	RH/LH	RH/LH	RH/LH	RH/LH
LOFT	18°	21°	24°	27°	32°	37°	42°	47°	53°
LIE	60	61	61.5	62	63	63.5	64	64	64
LENGTH	39	38.5	38	37.5	37	36.5	36	35.75	35.5
BOUNCE	2	2	2	3	5	6	6	6	6
HOSEL OFFSET	0.256	0.236	0.216	0.196	0.176	0.156	0.136	0.116	0.086
STEEL SWING WEIGHT	D1	D1	D1	D1	D1	D1	D1	D1	D1
GRAPHITE SWING WEIGHT	D0	D0	D0	D0	D0	D0	D0	D0	D0





**NEW**

# LAUNCH PAD IRONS

Launch Pad irons bring Super Game Improvement performance to anyone's game. Featuring a generative designed turf interaction sole and tuned to help players hit the ball cleanly and get it airborne more consistently, Launch Pad irons put the enjoyment back in golf.





## OPTIMIZED TURF-INTERACTION SOLE

The Launch Pad sole has been optimized to keep the club head out of the grass and on the ball, preventing chunking and delivering unmatched consistency, swing after swing.



## LOW CG MEANS HIGHER FLIGHT

Weight has been removed and mass lowered, creating an iron that launches the ball higher and helps it fly farther with less effort.



## STUNNING ANTI-SCRATCH FINISH

New paint and finishing techniques resist scuffing and chipping, for irons that are built to hit long, and last long.



**STEEL SHAFT** | KBS Max Ultralite  
**GRAPHITE SHAFT** | Project X Evenflow  
**GRIP** | Wilson Staff Midsize



US | EMEA | AUS

CLUB	5	6	7	8	9	PW	GW	SW
RH/LH	RH/LH	RH/LH	RH/LH	RH/LH	RH/LH	RH/LH	RH/LH	RH
LOFT	24°	27°	30°	34°	39°	44°	49°	55°
LIE	62	62.5	63	64	64.5	65	65	65
LENGTH	38.5	38	37.5	37	36.5	36	35.75	35.5
HOSEL OFFSET	0.15	0.15	0.14	0.135	0.13	0.125	0.12	0.115
STEEL SWING WEIGHT	D1	D1	D1	D1	D1	D1	D1	D1
GRAPHITE SWING WEIGHT	D0	D0	D0	D0	D0	D0	D0	D0



**WOODS**

# D9 DRIVER

Hundreds of face geometries were simulated in order to create a driver that could deliver higher ball speeds, maximum distance and incredible forgiveness. With a huge sweet spot that extends out towards the toe and heel, the D9 driver is always on, even when you're a little off.





## MAXIMUM DISTANCE OFF MORE OF THE FACE

Every millimeter of the D9 driver has been honed for performance. Our Peak Kinetic Response Face optimizes both forgiveness and ball speed.



## SOUND, FEEL AND PERFORMANCE

The three-layer [K]COMPOSITE CROWN neutralizes vibration for a solid feel and satisfying acoustics without adding weight so you get faster club head speeds, enhanced flight and greater distance.



## OPTIMIZED WEIGHTING

Two weight configurations allow players to choose between a standard 10-gram or superlight 3-gram weight, for increased MOI and added forgiveness on all types of shots.



**SHAFT** | Mitsubishi Tensei CK Blue  
**GRIP** | Wilson Staff Lamkin Crossline



US | EMEA | AUS

CLUB	9.0°	10.5°	13.0°
RH/LH	RH	RH/LH	RH
LIE	58	58	58
VOLUME	460	460	460
LENGTH	45.625	45.625	45.625
SWING-WEIGHT	D3	D3	D3

**A** (50 Series - 53g) | **R** (50 Series - 54g) | **S** (60 Series - 67g)



# D9 FAIRWAY WOODS

This game is won from the fairway. D9 fairway woods are designed to get you to the pin in fewer strokes. Unbelievably forgiving. Beautifully weighted. Effortlessly fast.





## A FAST, FORGIVING FACE

Variable Face Technology virtually guarantees high ball speeds and high launch angles, even on off-center hits. Milled from premium Carpenter Custom 455 steel, the face is thin, hot and optimized to deliver more feel and more distance performance.



## DESIGNED ALONGSIDE THE GAME'S VERY BEST

The Wilson Labs team worked closely with our Advisory Staff members to develop a precise head shape that both optimizes weight and swings fast for effortless increases in club head and ball speed.



## CONFIDENCE ON ANY COURSE

D9 Fairway Woods are perfectly weighted to sit square at address for easy-launching confidence, regardless course conditions.



**SHAFT** | Mitsubishi Tensei CK Blue  
**GRIP** | Wilson Staff Lamkin Crossline



US | EMEA | AUS

CLUB	3W+	3W	5W	7W
RH/LH	RH	RH/LH	RH/LH	RH
LOFT	13.5°	15°	18°	21°
LIE	58°	58°	58.5°	59°
LENGTH	43	43	42.5	42
SWING-WEIGHT	D2	D2	D2	D2

**A** (50 Series - 53g) | **R** (50 Series - 54g) | **S** (60 Series - 67g)

# D9 HYBRIDS

Versatility, forgiveness and distance gapping that is totally dialed in to your game. D9 hybrids offer higher launch and higher ball speeds without sacrifice.





## A FAST, FORGIVING FACE

Variable Face Technology virtually guarantees high ball speeds and high launch angles, even on off-center hits. Milled from premium Carpenter Custom 455 steel, the face is thin, hot and optimized to deliver more feel and more distance performance.



## DESIGNED ALONGSIDE THE GAME'S VERY BEST

The Wilson Labs team worked closely with our Advisory Staff members to develop a precise head shape that both optimizes weight and swings fast for effortless increases in club head and ball speed.



## CONFIDENCE ON ANY COURSE

D9 hybrids feature a progressive head shape and are perfectly weighted to sit square at address and provide easy-launching confidence all around the golf course.



**SHAFT** | Mitsubishi Tensei AV Silver  
**GRIP** | Wilson Staff Lamkin Crossline



US | EMEA | AUS

CLUB	3	4	5	6
RH/LH	RH	RH/LH	RH	RH
LOFT	19°	22°	25°	28°
LIE	58.5°	59°	59.5°	60°
LENGTH	41	40.5	40	39.5
SWING-WEIGHT	D2	D2	D2	D2

**A** (55 Series - 561g) | **R** (60 Series - 64g) | **S** (70 Series - 77g)

NEW

# LAUNCH PAD DRIVER

Carry more yards, hit more fairways and solve the slice with the Launch Pad driver. Loaded with game-improvement features that make it highly forgiving and freakishly fast, so you can go from the tee box to the fairway in a single swing.





## SOLVE THE SLICE

An inherent draw bias helps players overcome one of the most frustrating problems in golf, so shots fly straighter and with more accuracy.



## FORGIVING YET FAST


Advanced computer modeling results in a tour-proven PKR face geometry that delivers faster ball speeds across the entire face.



## DISTANCE MADE EASY

One of the lightest drivers on the market, coupled with a lightweight Evenflow shaft means effortless swing speed for all types of players.





**SHAFT** | Project X Evenflow  
**GRIP** | Wilson Staff Midsize



US | **EMEA** | AUS

CLUB	9.0°	10.5°	13.0°
RH/LH	RH	RH/LH	RH
LIE	60	60	60
VOLUME	460	460	460
LENGTH	45	45	45
SWING-WEIGHT	D0	D0	D0

**A** (50g) | **R** (55g) | **S** (58g)

**NEW**

# LAUNCH PAD FAIRWAY WOODS

Launch Pad fairway woods are draw-biased, lightweight and easy-to-hit woods designed to help players solve the slice and add effortless distance to their game.





## SOLVE THE SLICE

Many aspects of this club design are aimed at promoting a draw bias, including face angle, a moderate offset, the head shape and a center of gravity positioned low and heelward.




## THIN IN THE FACE

A high-strength and super thin Carpenter Custom 455 face delivers great feel and higher ball speeds.



## EASY SPEED

The ultra-light club head coupled with an Evenflow lightweight shaft provides absolutely effortless swing speeds for every type of player and every type of game.



**SHAFT** | Project X Evenflow  
**GRIP** | Wilson Staff Midsize



US | **EMEA** | AUS

CLUB	3	5	7
RH/LH	RH/LH	RH/LH	RH
LOFT	16°	19°	22°
LIE	58	58.5	59
LENGTH	43	42.5	42
SWING-WEIGHT	D0	D0	D0

**A** (50g) | **R** (55g) | **S** (58g)

**NEW**

# LAUNCH PAD HYBRIDS

Launch Pad hybrids are draw-biased, lightweight and easy-to-hit hybrids designed to help players solve the slice and add effortless distance to their game.





## SOLVE THE SLICE

Many aspects of this club design are aimed at promoting a draw bias, including face angle, a moderate offset, the head shape and a center of gravity positioned low and heelward.




## THIN IN THE FACE

A high-strength and super thin Carpenter Custom 455 face delivers great feel and higher ball speeds.



## OPTIONS FOR EVERY PLAYER

Perfectly positioned between fairways and irons, the Launch Pad hybrids add the option of a 4 and 5 hybrid, plus a FY club, ensuring proper gapping for every player.



**SHAFT** | Project X Evenflow  
**GRIP** | Wilson Staff Midsize



US | **EMEA** | AUS

CLUB	FY	4	5
RH/LH	RH/LH	RH/LH	RH
LOFT	19.5°	22.5°	25.5°
LIE	60	60.5	61
LENGTH	41	40.25	39.75
SWING-WEIGHT	D0	D0	D0

**A** (55g) | **R** (65g) | **S** (75g)



# WEDGES



# STAFF MODEL TRADITIONAL WEDGES

Wilson® Staff Model wedges deliver short-game confidence and long-term reliability. The soft-forged carbon steel head and precision-milled face are just two of the game-enhancing features that our pro players said they wanted in a wedge. One swing, and you'll understand why.





## SOFT FORGED 8620 CARBON STEEL CONSTRUCTION

8620 Carbon Steel provides a soft touch and incredible feel around the greens.



## PRECISION-MILLED FACE AND "ADVANCED SPIN" SCORELINES

Machine-engraved score lines in the precision-milled face feature a higher density pattern for more consistent contact with the ball. The result is maximum spin and control on every shot.



**SHAFT** | True Temper Dynamic Gold 120  
**GRIP** | Golf Pride Tour Velvet



US | EMEA | AUS

CLUB	48*	50	52	54	56	58	60
RH/LH	RH	RH	RH/LH	RH	RH/LH	RH	RH/LH
LOFT	48	50	52	54	56	58	60
LIE	64	64	64	64	64	64	64
LENGTH	35.75	35.75	35.75	35.5	35.5	35.25	35.25
BOUNCE	8	8	8	11	14	10	10
HOSEL OFFSET	0.015	0.015	0.015	0.015	0.015	0.015	0.015
SWING WEIGHT	D3	D3	D3	D4	D4	D5	D5

\*CUSTOM OPTIONS

# STAFF MODEL TOUR GRIND WEDGES

Designed for players who prefer a shallower attack angle and who like to open the face while working different types of greenside shots, the Staff Model Wedge Tour Grind delivers enhanced versatility for a wider variety of shots around the green. Ideal for tighter lies or firmer course conditions, these wedges will help more technical players get the most out of their game.





## TOUR SOLE CAMBER

Splitting the difference between a traditional and wide sole, the Tour Sole supports a shallow attack angle while allowing enhanced shot making versatility.



## PRECISION-MILLED FACE AND “ADVANCED SPIN” SCORELINES

Machine-engraved score lines in the precision-milled face feature a higher density pattern for more consistent contact with the ball. The result is maximum spin and control on every shot.



**SHAFT** | True Temper Dynamic Gold 120  
**GRIP** | Golf Pride Tour Velvet



US | **EMEA** | AUS

CLUB	56	58	60
RH/LH	RH	RH	RH
LOFT	56	58	60
LIE	64	64	64
LENGTH	35.75	35.75	35.75
BOUNCE	12	10	10
HOSEL OFFSET	0.015	0.015	0.015
SWING WEIGHT	D4	D5	D5

# STAFF MODEL

## HT WEDGES

Wilson® Staff Model HT wedges combine a high toe and wide sole with 431 stainless steel heads and a precision-milled face to give elite players enhanced shotmaking capabilities.





## HIGH TOE / WIDE SOLE CONSTRUCTION

The high toe design gives you the flexibility you demand while allowing you to save shots as you approach the green. The face shape and sole allow the club to be played at varying degrees of open or closed configurations, giving you complete control over the amount of face that contacts the ball.



## PRECISION-MILLED FACE AND “ADVANCED SPIN” SCORELINES

Machine-engraved score lines in the precision-milled face feature a higher density pattern for more consistent contact with the ball. The result is maximum spin and control on every shot.





**SHAFT** | True Temper Dynamic Gold 120  
**GRIP** | Golf Pride Tour Velvet



US | **EMEA** | AUS

CLUB	56	60	64*
RH/LH	RH	RH	RH
LOFT	56	60	64
LIE	64	64	64
LENGTH	35.5	35.25	35.25
BOUNCE	10	10	10
HOSEL OFFSET	0.015	0.015	0.015
SWING WEIGHT	D4	D5	D5

\*CUSTOM OPTIONS



# PUTTERS



# INFINITE PUTTERS

The Wilson Infinite Putter line includes nine head shapes in a dark matte finish to reduce glare and accentuate sight lines. Counter-balanced technology provides a more controlled putting stroke.





## DOUBLE-MILLED FACE

Promotes consistent impact, roll and distance control.




## PARALLEL & PERPENDICULAR SIGHT LINES

Simplifies alignment for all players.



## DARK ANTI-GLARE FINISH

New ultra-dark PVD finish to reduce glare and accentuate sight lines.



**SHAFT** | Wilson Staff Infinite  
**GRIP** | Counter Balance Infinite



**STYLISH  
HEAD COVER**

## GRIP

- Perforated pattern for improved feel
- Oversize construction provides a stable feel and limits rotation during stroke
- Weight of 104 grams creates a counter-balanced putter feel

IRONS    WOODS    WEDGES    PUTTERS    GOLF BALLS    WOMEN'S    GOLF BAGS    GOLF GLOVES    ACCESSORIES    RECREATIONAL    APPAREL






US | EMEA | AUS

CLUB	WINDY CITY™	MICHIGAN AVE™	GRANT PARK™	WEST LOOP™
RH/LH	RH/LH	RH	RH	RH
LOFT	3.0	3.0	3.0	3.0
LIE	71.00	71.00	71.00	71.00
LENGTH (RH)	34	34	34	34
LENGTH (LH)	34	--	--	--





US | EMEA | AUS

CLUB	THE L	SOUTH SIDE™	THE BEAN™	BUCKTOWN™	BUCKINGHAM™
RH/LH	RH	RH	RH	RH/LH	RH/LH
LOFT	3.0	3.0	3.0	3.0	3.0
LIE	71.00	71.00	71.00	71.00	71.00
LENGTH (RH)	34	34	34	34	34
LENGTH (LH)	--	--	--	34	34



# GOLF BALLS







# STAFF MODEL GOLF BALL

Staff Model is a true Tour-caliber, 4-piece urethane golf ball that delivers unmatched precision, speed and consistency. Since uneven paint can adversely affect performance, Staff Model is painted using a finely controlled application process that ensures every urethane ball leaves the factory with a nearly flawless finish. This means you can trust that Staff Model will always go where you need it to go. This is pure precision.



## V-COR™ ADVANCED PERFORMANCE

A unique core composition magnifies energy to generate maximum velocity off the club face for greater distance performance.



## 4-LAYER SPIN & CONTROL

More layers. Higher spin. Better control. Unmatched distance and shot-shaping off the tee. Tour-level workability on the fairways. Predictable stability on approach shots and exceptional control around the green.



## 3SIX2 SEAMLESS URETHANE COVER

Our seamless 362-dimple pattern smooths airflow around the ball for a lower ball trajectory and maximum distance performance.





# STAFF MODEL R

## GOLF BALL

Like Staff Model, Staff Model R is a Tour-caliber, 4-piece urethane golf ball that also delivers unmatched precision, speed and consistency. It's also the first golf ball to feature a non-coated urethane cover that delivers a lower flight trajectory, and “grabs” the wedge surface for enhanced greenside spin. This is the ball for players who demand the utmost in confidence and consistency. This is performance perfected.





## NON-COATED URETHANE COVER

A perfectly even surface for pure feel, true balance and straighter flight.



## V-COR™ ADVANCED PERFORMANCE

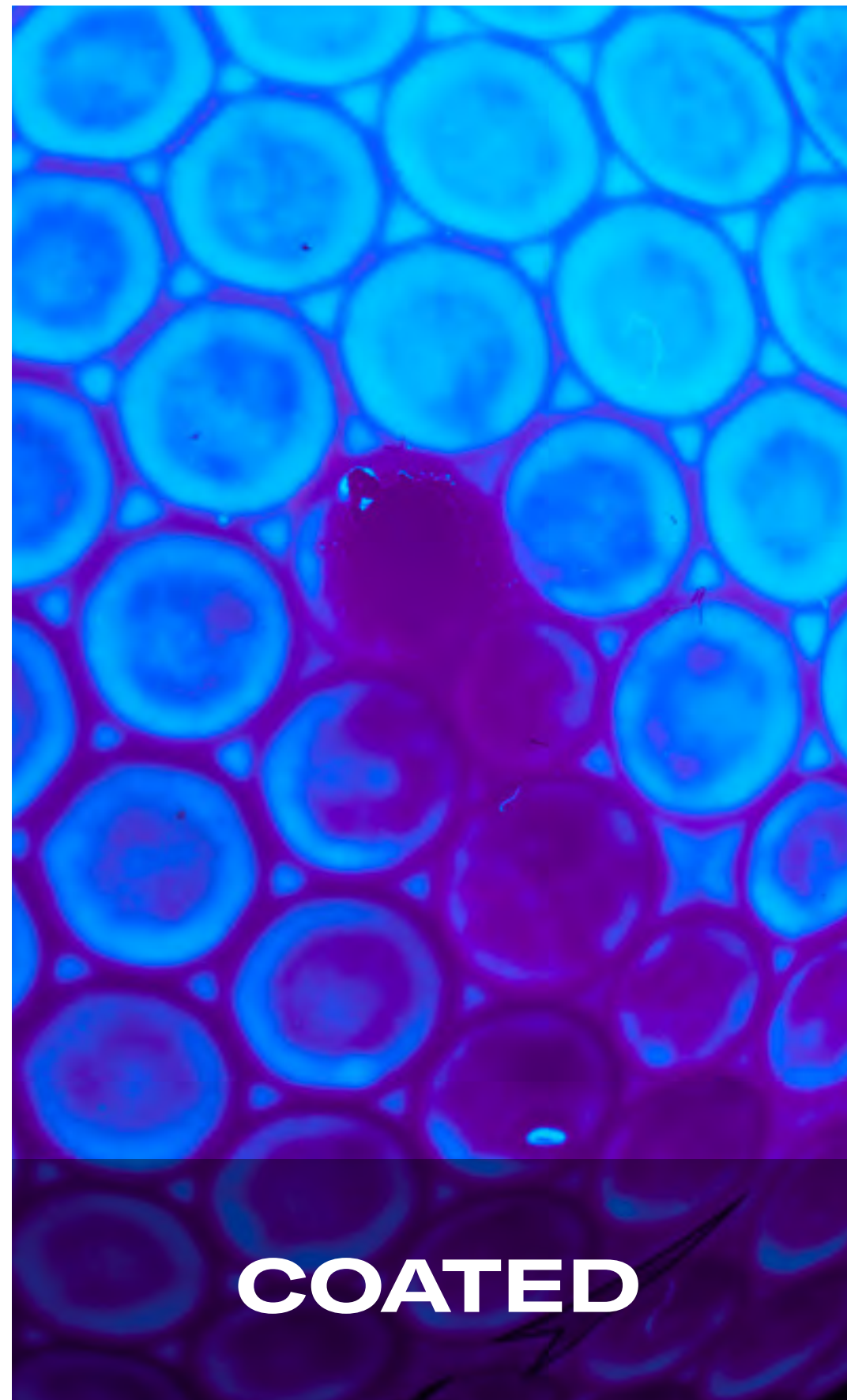
A unique core composition magnifies energy to generate maximum velocity off the club face for greater distance performance.



## 4-LAYER SPIN & CONTROL

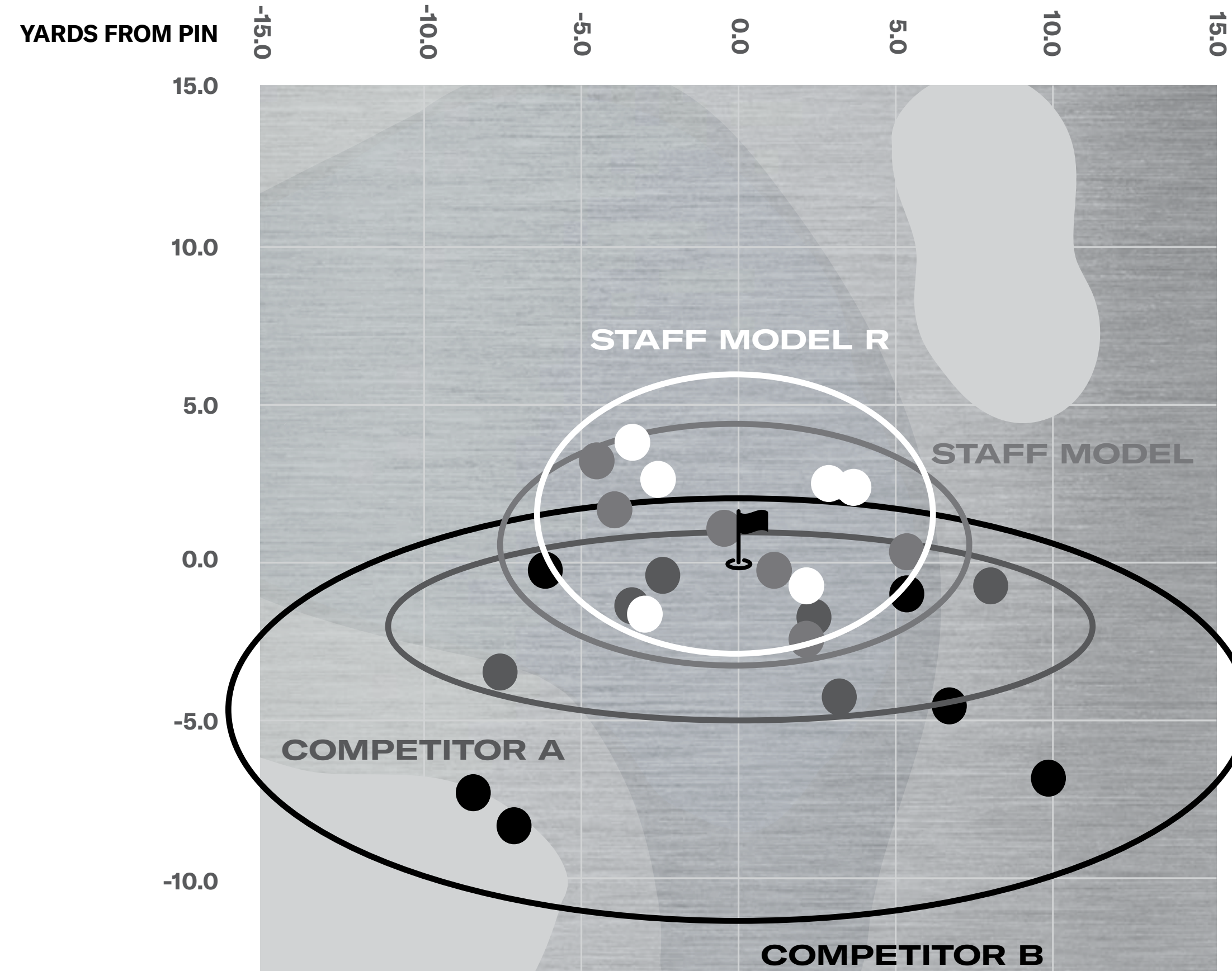
More layers. Higher spin. Better control. Unmatched distance and shot-shaping off the tee. Tour-level workability on the fairways. Predictable stability on approach shots and exceptional control around the green.

**UNEVEN COATING  
CAN NEGATIVELY  
AFFECT BALL  
PERFORMANCE**



**Staff Model and Staff Model R pin proximity vs. the competition.**

Testing conducted in Humboldt, TN on 8/12/20 using a Golf Labs Robot and C300Forged 5I set up to 93mph at 12.2 deg launch, 4800 rpm with FG Tour Set-Up balls and outdoor conditions of 65F and 0-2mph wind.



## STAFF MODEL VS. STAFF MODEL R – 105 MPH DRIVER

COMPARISON	CARRY	TOTAL	SPIN	9I SPIN	56° W SPIN
STAFF MODEL	265	288	2576	9159	12,426
STAFF MODEL R	266	287	2694	9428	12,688

### NON-COATED BALL EXHIBITS:

Higher spin rate than Staff Model on short irons for better greenside control.

3% Higher on 9-Iron // 2% Higher on 56° Wedge

Same carry and total distance performance as painted Staff Model.



**NEW**

# TRIAD GOLF BALL

Triad delivers powerful, precision performance that helps you find fairways, attack pins and sink putts. Triad is engineered for long, stable flight, tenacious control on approach shots and pinpoint accuracy for straighter putts.





## HIGH MOI DESIGN

A high moment of inertia design delivers long, stable flight off the tee thanks to a carefully calibrated triple-layer construction. Triad holds its line, and that translates to more fairways hit.



## HIGH-FRICTION CAST URETHANE COVER

Our thinnest-ever cover enhances club face interaction for more control and more spin, so you can attack pins with confidence.



## TRI-BALANCED CONSTRUCTION

Uniform density throughout all three layers was engineered by moving weight from the core to the mantle and cover, eliminating heavy spots within the ball for pinpoint accuracy and straighter putts.



## TRIPLE THREAT BALL FOR SINGLE DIGITS

How do we build a ball for the single digit player who is fully capable of generating his own power, to hit more fairways / greens and sink more putts?

### STEP 1

Tailor spin rates to accommodate the misses without sacrificing control

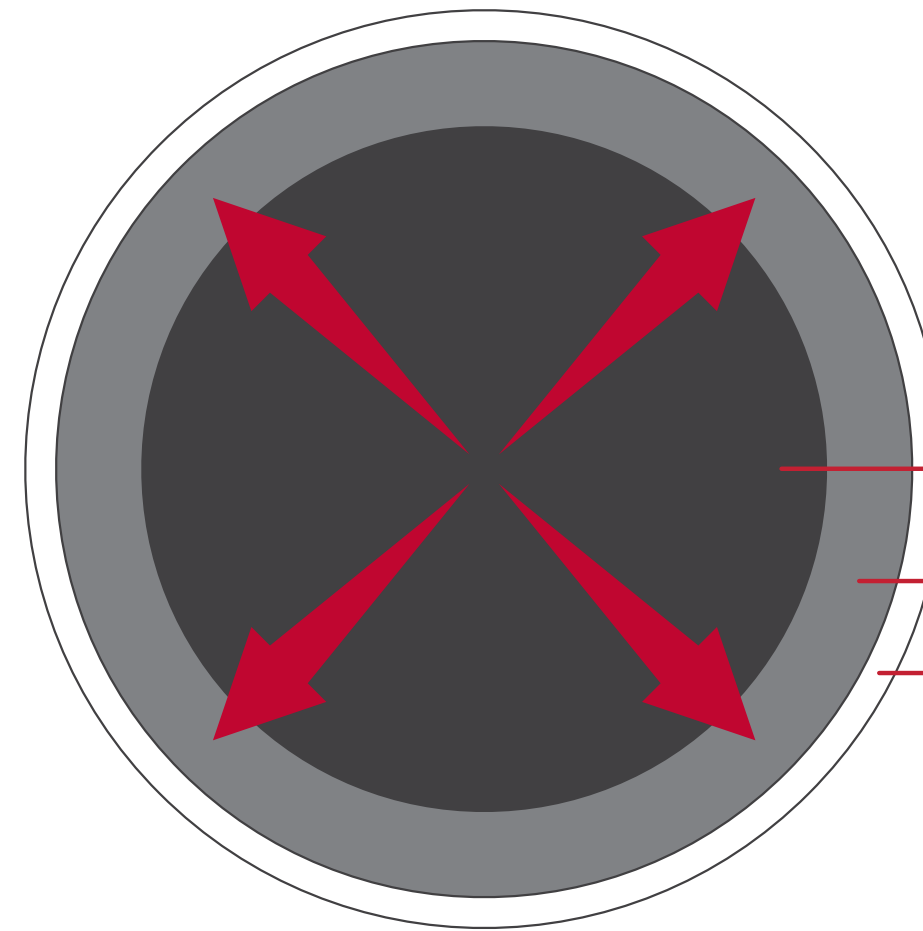
### STEP 2

Tailor material density in the ball so that the CG aligns with the geometric center on every ball manufactured to ensure a pure roll and confidence with every putt

		SCORING BARRIER				
		100	90	80	70	
STAT	PUTTS PER ROUND	36	33	30	27	Sink <b>3</b> More Putts
	GREENS IN REGULATION	1	3	8	13	Hit <b>5</b> More Greens
	FAIRWAYS HIT	2	4	7	10	Hit <b>3</b> More Fairways



HIGH MOI  
DESIGN

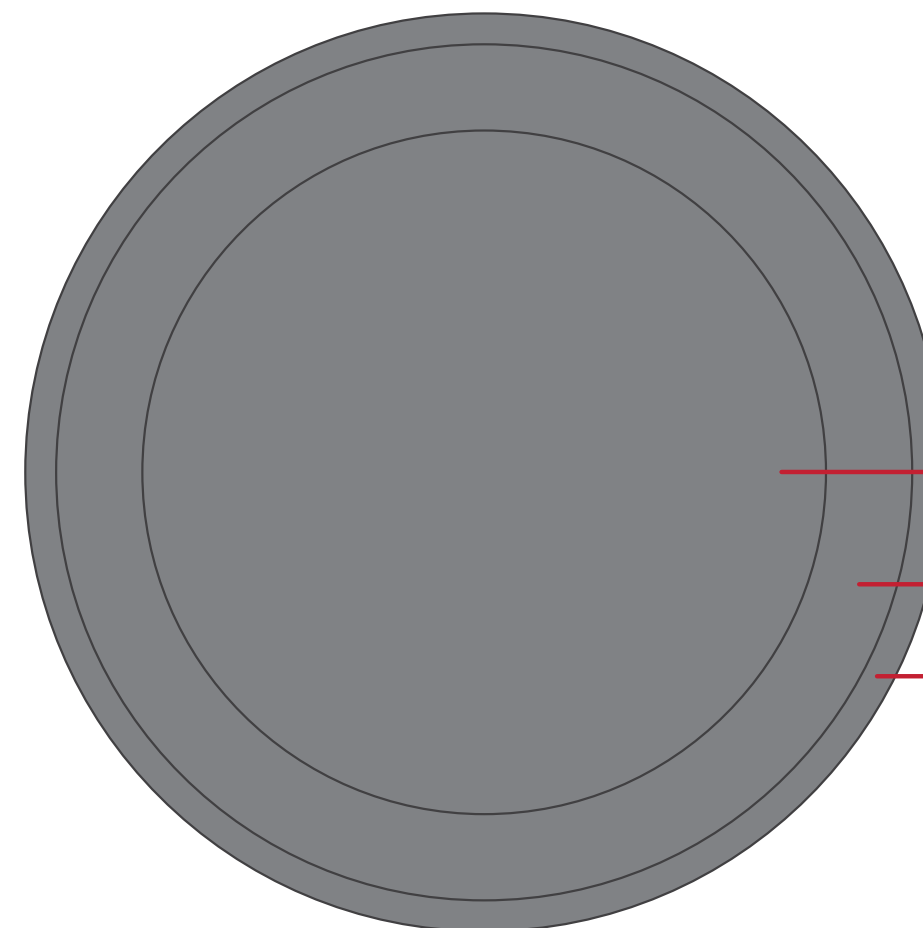


### A TYPICAL 3PC, URETHANE BALL

To achieve higher MOI, we moved weight from the core to the outer layers of the golf ball.

WEIGHT	DENSITY	LAYER
36.3 Grams	<b>1.20</b> g/cc	Rubber Core
5.8 Grams	<b>0.98</b> g/cc	Thermoplastic Layer
3.8 Grams	<b>1.13</b> g/cc	Urethane Cover
45.9 Grams	<b>1.13</b> g/cc	The Whole Ball

**DIFFERING DENSITY**



### TRIAD'S HIGH MOI, UNIFORM DENSITY BALL

Precise weight moved from the core to the inner layer increased moi, and also achieved balance

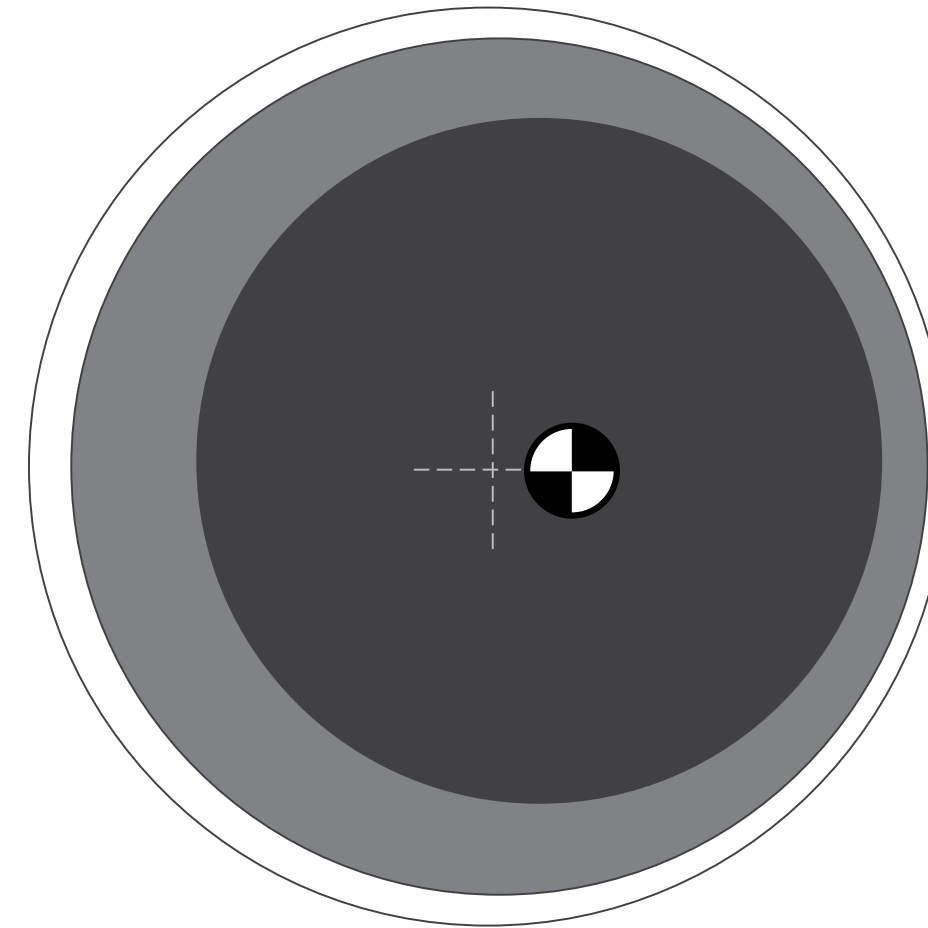

WEIGHT	DENSITY	LAYER
35.3 Grams	<b>1.13</b> g/cc	Rubber Core
6.8 Grams	<b>1.13</b> g/cc	Thermoplastic Layer
3.8 Grams	<b>1.13</b> g/cc	Urethane Cover
45.9 Grams	<b>1.13</b> g/cc	The Whole Ball

**BALANCED**




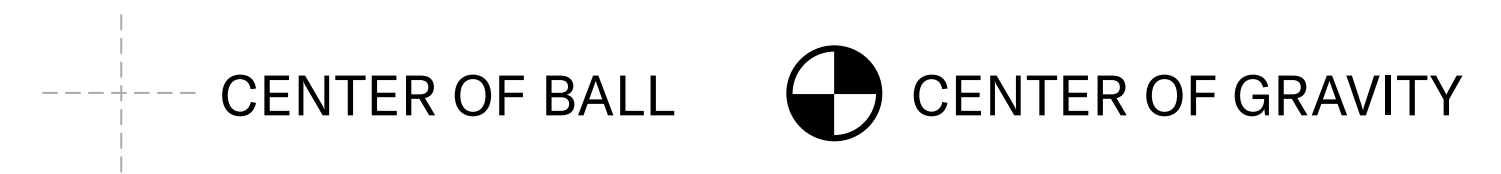
## ULTRA-THIN, CAST URETHANE COVER

The high-friction cast urethane cover engages with your mid-to-low irons for more control and spin, so you're free to attack pins with confidence.




### A TYPICAL 3PC, URETHANE BALL

Higher propensity to be unbalanced and cause wobbly missed putts



### TRIAD'S HIGH MOI, UNIFORM DENSITY BALL

Ball will never be unbalanced and will always roll pure



### HIT MORE FAIRWAYS

The unique, uniform construction delivers high speed and low spin when impacted with your driver and long irons, which results in a more stable ball flight and more fairways hit.



### ATTACK MORE PINS

The high-friction cast urethane cover engages with your mid-to-low irons for more control and spin, so you're free to attack pins with confidence.



### SINK MORE PUTTS

The patent-pending tri-balanced construction creates uniform density and eliminates any negative effect of manufacturing inconsistencies within the ball. That means you won't just have a pure roll on your putts, but will have pinpoint accuracy from tee to green.

**NEW**

# TRIAD R GOLF BALL

Following up on the success of Staff Model R, Triad R delivers the same unconventional finish and uncompromising performance from tee to green. Our proprietary non-coated urethane cover delivers the purest club face interaction for better control and unmatched feel. Tri-balanced construction eliminates heavy spots within the ball for pinpoint accuracy and reliable rollout on the green.





## HIGH MOI DESIGN

A high moment of inertia design delivers long, stable flight off the tee thanks to a carefully calibrated triple-layer construction. Triad holds its line, and that translates to more fairways hit.



## NON-COATED URETHANE COVER

Our thin, non-coated urethane cover delivers the purest club face interaction for better control and consistently straighter flight.



## TRI-BALANCED CONSTRUCTION

Uniform density throughout all three layers was engineered by moving weight from the core to the mantle and cover, eliminating heavy spots within the ball for pinpoint accuracy and straighter putts.



**DUO**  
SOFT+

Wilson

VELOCITY COR  
FOR GREATER  
DISTANCE

**DUO**  
SOFT+



**DUO**  
SOFT+

Wilson



# DUO SOFT+ GOLF BALL

The world's softest and longest premium 2-piece ball delivers supercharged performance with VelocitiCOR™. Advanced materials in the core amplify every ounce of power from your swing, for greater consistency distance.







## VELOCITOR™

New core technology uses advanced materials to extract and amplify every ounce of power from your swing, making the new DUO Soft+ the world's softest and the longest premium 2-piece golf ball.



PERSONALIZATION AVAILABLE

# DUO OPTIX GOLF BALLS

DUO Optix now packs more distance than ever before with bolder, brighter matte colors you can't miss.





PERSONALIZATION AVAILABLE

## HIGH-VISIBILITY COVER

Easily track the ball in flight or locate it quickly in all types of ground cover.

## MATTE-FINISH PAINT

Minimize sun glare off the ball at address.

## SOFT, HIGH-RESILIENCE POLYBUTADIENE CORE

Exceptional feel and straighter flight off the tee.



AVAILABLE IN Red, Pink, Orange, Yellow & Green

# TOUR VELOCITY™ GOLF BALL

Extreme Distance from Tee to Green. A hard cover material generates optimal ball trajectory for maximum distance and roll.

## EXTREME DISTANCE FROM TEE TO GREEN


Hard cover material generates optimal ball trajectory for maximum distance and roll.

## ACCURACY TO THE CORE

Mid-compression core increases feel and playability on short game and approach shots.

## ENHANCED AERODYNAMIC DIMPLE PATTERN

Provides superior performance and increased power off the tee.



AVAILABLE IN 15 Pack Tour Distance, Tour Feel, and Women

# ULTRA<sup>®</sup> GOLF BALL

The Ultra<sup>®</sup> golf balls provide long-lasting durability for beginners with improving swing speeds.

## HIGH ENERGY

Ultra<sup>®</sup> is known as the original distance golf ball 2-Piece construction optimized for distance

## DURABLE COVER

High compression for maximum durability and long distance Elliptical 432 dimple pattern



AVAILABLE IN 15 Pack Tour Distance Yellow & White, 24 Pack Tour Distance White



**WOMEN'S**

WOMEN'S

# D9 IRONS

The D9 women's irons are balanced and weighted to optimize power from slightly slower swing speeds while smaller grips are optimized for smaller hands. D9 women's irons launch higher and spin lower while delivering incredible stopping power for pinpoint accuracy.





## EFFORTLESSLY HIGHER SPEEDS AND GREATER DISTANCE

Strategically positioned, urethane-filled Power Holes enable maximum face flex for improved speeds and an expanded sweet spot you can't miss.



## HIGH LAUNCH, STEEP DESCENT

Wilson's lowest-ever center of gravity in an iron increases launch angles and delivers a steeper angle of descent for increased green-side control.



## ULTRA THIN, SUPER HOT FACE

Our thinnest ever iron face is hot and super responsive for higher ball speeds, longer shots and better feel.





[WOMEN'S](#)

# D9 DRIVER

Hundreds of face geometries were simulated in order to create a women's driver that could optimize female-specific swing characteristics to deliver higher ball speeds, maximum distance and incredible forgiveness. With a huge sweet spot that extends out towards the toe and heel, the women's D9 driver isn't just forgiving, it's essentially effortless.





## MAXIMUM DISTANCE OFF MORE OF THE FACE

Every millimeter of the D9 driver has been honed for performance. By dividing the face into a series of fractal zones, each tuned for explosive distance, our Peak Kinetic Response Face optimizes both forgiveness and ball speed.



## SOUND, FEEL AND PERFORMANCE

The three-layer [K]COMPOSITE CROWN is made from Kevlar® and carbon fiber to neutralize vibration for a solid feel and satisfying acoustics. It's also incredibly lightweight, which means a lower center of gravity and faster club head speeds for better ball flight and more distance.



## OPTIMIZED WEIGHTING

With your choice of two weight configurations, standard 10-gram or superlight 3-gram option, D9 has the weight low and back for increased MOI and added forgiveness on all types of shots.



**SHAFT** | Quaranta Blue

**GRIP** | Wilson Staff Women's Performance



<b>CLUB</b>	<b>14°</b>
RH/LH	RH
LIE (DEG)	58
VOLUME (CC)	460
LENGTH	44.5
SWING-WEIGHT	C4

WOMEN'S

# D9 FAIRWAY WOODS

This game is won from the fairway. D9 women's fairway woods are designed to get you to the pin in fewer strokes. With female-specific grips and balance, they're unbelievably forgiving. Beautifully weighted. Effortlessly fast.





## A FAST, FORGIVING FACE

Variable Face Technology virtually guarantees high ball speeds and high launch angles, even on off-center hits. Milled from premium Carpenter Custom 455 steel, the face is thin, hot and optimized to deliver more feel and more distance performance.



## DESIGNED ALONGSIDE THE GAME'S VERY BEST

The Wilson Labs team worked closely with our Advisory Staff members to develop a precise head shape that both optimizes weight and swings fast for effortless increases in club head and ball speed.



## CONFIDENCE ON ANY COURSE

D9 Fairway Woods are perfectly weighted to sit square at address for easy-launching confidence, regardless on course conditions.



**SHAFT** | Quaranta Blue

**GRIP** | Wilson Staff Women's Performance



US | EMEA | AUS

CLUB	3W	5W	7W
RH/LH	RH	RH	RH
LOFT (DEG)	15.5	18.5	21.5
LIE (DEG)	58	58.5	59
LENGTH	42	41.5	41
SWING-WEIGHT	C4	C4	C4

WOMEN'S

# D9 HYBRIDS

Versatility, forgiveness and distance gapping optimized for women's swing speeds. D9 hybrids deliver higher launch and greater ball speeds without sacrifice.







## A FAST, FORGIVING FACE

Variable Face Technology virtually guarantees high ball speeds and high launch angles, even on off-center hits. Milled from premium Carpenter Custom 455 steel, the face is thin, hot and optimized to deliver more feel and more distance performance.



## DESIGNED ALONGSIDE THE GAME'S VERY BEST

The Wilson Labs team worked closely with our Advisory Staff members to develop a precise head shape that both optimizes weight and swings fast for effortless increases in club head and ball speed.



## CONFIDENCE ON ANY COURSE

D9 hybrids feature a progressive head shape and are perfectly weighted to sit square at address and provide easy-launching confidence all around the golf course.



**SHAFT** | Quaranta Blue

**GRIP** | Wilson Staff Women's Performance



US | **EMEA** | AUS

CLUB	4	5	6
RH/LH	RH	RH	RH
LOFT (DEG)	22.5	25.5	28.5
LIE (DEG)	59	59.5	60
LENGTH	39	38.5	38
SWING-WEIGHT	C4	C4	C4

NEW

WOMEN'S

# LAUNCH PAD IRONS

Launch Pad irons bring Super Game Improvement performance to anyone's game. Featuring a generative designed turf interaction sole and tuned to help players hit the ball cleanly and get it airborne more consistently, Launch Pad irons put the enjoyment back in golf.





## LEAVE THE GRASS TO THE GREENSKEEPER

The Launch Pad sole has been optimized to keep the club head out of the grass and on the ball, preventing chunking and delivering unmatched consistency, swing after swing.




## LOW CG MEANS HIGHER FLIGHT

Weight has been removed and mass lowered, creating an iron that launches the ball higher and helps it fly farther with less effort.



## STUNNING ANTI-SCRATCH FINISH

New paint and finishing techniques resist scuffing and chipping, for irons that are built to hit long, and last long.



**SHAFT** | Project X Evenflow  
**GRIP** | Wilson Staff Women's Performance



US | EMEA | AUS

CLUB	6	7	8	9	PW	GW	SW
RH/LH	RH	RH	RH	RH	RH	RH	RH
LOFT	27°	30°	34°	39°	44°	49°	55°
LIE	62.5	63	64	64.5	65	65	65
LENGTH	37	36.5	36	35.5	35	34.75	34.5
HOSEL OFFSET	0.15	0.14	0.135	0.13	0.125	0.12	0.115
SWING WEIGHT	C7	C7	C7	C7	C7	C7	C7

NEW WOMEN'S

# LAUNCH PAD DRIVER

Carry more yards, hit more fairways and solve the slice with the Launch Pad driver. Loaded with game-improvement features that make it highly forgiving and freakishly fast, so you can go from the tee box to the fairway in a single swing.





## SOLVE THE SLICE

An inherent draw bias helps players overcome one of the most frustrating problems in golf, so shots fly straighter and with more accuracy.




## FORGIVING YET FAST

Advanced computer modeling results in a tour-proven PKR face geometry that delivers faster ball speeds across the entire face.



## DISTANCE MADE EASY

One of the lightest drivers on the market, coupled with a lightweight Evenflow shaft means effortless swing speed for all types of players.



**SHAFT** | Project X Evenflow  
**GRIP** | Wilson Staff Women's Performance



US | **EMEA** | AUS

<b>CLUB</b>	<b>13°</b>
RH/LH	RH
LIE	60
VOLUME	460
LENGTH	44
SWING WEIGHT	C7



NEW

WOMEN'S

# LAUNCH PAD FAIRWAY WOODS

Launch Pad Fairway Woods are draw-biased, lightweight and easy-to-hit woods designed to help players solve the slice and add effortless distance to their game.





## SOLVE THE SLICE

Many aspects of this club design are aimed at promoting a draw bias, including face angle, a moderate offset, the head shape and a center of gravity positioned low and heelward.




## THIN IN THE FACE

A high-strength and super thin Carpenter Custom 455 face delivers great feel and higher ball speeds.



## EASY SPEED

The ultra-light club head coupled with an Evenflow lightweight shaft provides absolutely effortless swing speeds for every type of player and every type of game.



**SHAFT** | Project X Evenflow  
**GRIP** | Wilson Staff Women's Performance



CLUB	3	5	7
RH/LH	RH	RH	RH
LOFT	16	19	22
LIE	58	58.5	59
LENGTH	42	41.5	41
SWING WEIGHT	C7	C7	C7

NEW

WOMEN'S

# LAUNCH PAD HYBRIDS

Launch Pad Hybrids are draw-biased, lightweight and easy-to-hit hybrids designed to help players solve the slice and add effortless distance to their game.





## SOLVE THE SLICE

Many aspects of this club design are aimed at promoting a draw bias, including face angle, a moderate offset, the head shape and a center of gravity positioned low and heelward.




## THIN IN THE FACE

A high-strength and super thin Carpenter Custom 455 face delivers great feel and higher ball speeds.



## OPTIONS FOR EVERY PLAYER

Perfectly positioned between fairways and irons, the Launch Pad hybrids add the option of a 4 and 5 hybrid, plus a FY club, ensuring proper gapping for every player.



**SHAFT** | Project X Evenflow  
**GRIP** | Wilson Staff Women's Performance



CLUB	FY	4	5
RH/LH	RH	RH	RH
LOFT	19.5	22.5	25.5
LIE	60	60.5	61
LENGTH	40	39.25	38.75
SWING WEIGHT	C7	C7	C7

WOMEN'S

# INFINITE PUTTERS

The Women's Wilson® Infinite putter line includes three head shapes in a dark matte finish to reduce glare and accentuate sight lines. Counter-balanced technology provides a more controlled putting stroke.





**SHAFT** | Wilson Staff Infinite  
**GRIP** | Counter Balance Infinite



**STYLISH  
HEAD COVER**

## GRIP

- Perforated pattern for improved feel
- Oversize construction provides a stable feel and limits rotation during stroke
- Weight of 104 grams creates a counter-balanced putter feel





CLUB	WINDY CITY™	THE BEAN™	BUCKTOWN™	BUCKINGHAM™
RH/LH	RH	RH	RH	RH
LOFT	3	3	3	3
LIE	71	71	71	71
LENGTH (RH)	33	33	33	33



# GOLF BAGS

# TOUR SERIES BAGS

Inspired by feedback from our tour players and caddies, the Wilson Pro Tour cart bags deliver convenience, function and design with generous ball pockets, velour-lined pockets for valuables, even insulated pockets for your favorite beverages.



## PLAYED BY THE PROS

Our Tour Bag is the ultimate golf course companion. The same bag loved by our pro players on tour. Huge capacity, the finest materials and loaded premium features, this is the bag for players who demand the best.



## STAY ORGANIZED ON THE COURSE

- 10.5" x 9.5" Molded 6-way top
- 2 Integrated side handles
- Strong mesh wrap shaft protection
- No full dividers
- Very large belly pocket\* with front and side access
- 2 full-size side pockets
- 1 large ball base pocket
- 1 front base accessories pocket\*
- 1 magnetic accessories pocket
- 1 deep front velour pocket
- 1 internal valuables pocket

## EXTRA FEATURES

- High-density foam padded straps with 2 or 3 point attachments
- 2 Water bottle holders
- 2 Umbrella sleeves
- YKK® zippers
- Tag ring
- Rain hood

\*Pockets come with detachable panels

# EXO DRY CART BAG

The EXO DRY Cart bag offers the innovative, premium features you expect from EXO in a water-resistant, all-weather design that includes 14 divided club sections, a Secure Connect trolley anchor base, and pockets for your phone, garments, accessories, drinks and balls.





## EXO PORTABILITY AND ALL-WEATHER PROTECTION FOR YOUR GEAR

Lightweight, robust and weather-resistant, the EXO DRY Cart Bag features an assortment of convenience features, like waterproof pockets and water-resistant fabrics that make it easy to protect your gear on the course.

**WEIGHT** 6.44 lb - 2.92 kg



## STAY ORGANIZED AND DRY ON THE COURSE

- 10" x 8.5" 14-way top with 2 Integrated side-molded handles
- 14 Full-length dividers
- Enlarged putter section fits oversized grip
- 2 Valuables pockets
- 2 Full-size garment pockets
- 2 Deep front pockets for balls or rangefinder
- 2 Side accessories pockets
- 1 Large cooler pocket

## EXTRA FEATURES

- Seam-sealed construction and welded zippers ensure pockets stay dry in wet weather
- Trolley anchor base with Secure Connect
- Pass-through strap construction
- Premium padded single strap
- Umbrella holder
- Towel ring
- Glove holder
- Snap-on rain hood



BLACK || BLACK || SILVER



CHARCOAL || CITRON



NAVY || RED || WHITE



RED || WHITE || WILSON

# EXO II CART BAG

The EXO II Cart is an innovative, full-featured premium cart bag with 14 divided club sections, a Secure Connect trolley anchor base, and pockets for your phone, garments, accessories, drinks and balls.







## PORTABILITY AND PROTECTION FOR YOUR GEAR

Lightweight and robust, the EXO II Cart Bag features an assortment of convenience features. With a total of seven pockets, including two waterproof pockets, easily carry and protect your gear on the course.

**WEIGHT** 6.44 lb - 2.92 kg



## STAY ORGANIZED ON THE COURSE

- 11" x 9" 14-way top with
- 2 Integrated side-molded handles
- 14 Full-length dividers
- Enlarged putter section fits oversized grip
- 2 DryTech valuables pockets
- 2 Full-size garment pockets
- 2 Front pockets for balls or rangefinder
- 2 Side accessories pockets
- 1 Large cooler pocket with drain holes

## EXTRA FEATURES

- Trolley anchor base with Secure Connect
- Pass-through strap construction
- Premium padded single strap
- Umbrella holder
- Towel ring
- Glove holder
- Snap-on rain hood
- YKK® zippers



**BLACK || BLACK || SILVER**



**BLACK || BLUE || D9**



**NAVY || WHITE || RED**



**BLACK || WOMEN || D9**

**CUSTOMIZATION  
AVAILABLE**

# ILOCK CART BAGS

The iLock top secures each club in its own section for added protection. Multiple pockets keep gear and accessories organized. The trolley bag features multiple pockets, so you can keep your gear and accessories organized.



AVAILABLE IN  
STANDARD  
AND RAIN

## ILOCK RAIN



WEIGHT 5.8 lbs - 2.7 kgs

## STAY ORGANIZED ON THE COURSE

- 10" x 9" Handle top
- 14-way top locking cart bag
- 9 Iron holders
- 4 Protected dividers
- Oversized putter section
- 2 Full-length large garment side pockets
- 1 Front rangefinder pocket
- 1 Cooler pocket
- 1 Large base accessory pocket
- 2 Large external valuables pockets

## EXTRA FEATURES

- Lightweight water-resistant fabric HH 2000mm
- Fully seam-sealed to keep the elements out
- All zippers are welded
- 10.5" x 8.5" Trolley anchor base
- Umbrella holder at the back
- Towel ring/glove holder
- Padded strap
- Rain hood

## ILOCK (STANDARD)



**WEIGHT** 5.8 lbs - 2.7 kgs

## STAY ORGANIZED ON THE COURSE

- 10" x 9" Handle top
- 14-way top locking cart bag
- 9 Iron holders
- 4 Protected dividers
- Oversized putter section
- 2 Full-length large garment side pockets
- 1 Front rangefinder pocket
- 1 Cooler pocket
- 1 Large base accessory pocket
- 2 Large external valuables pockets

## EXTRA FEATURES

- 10.5" x 8.5" Trolley anchor base
- Umbrella holder at the back
- Towel ring/glove holder
- Padded strap
- Rain hood



**BLACK || GREY || WHITE**



**BLACK || GREY || RED**



**NAVY || GREY || GREY**



**BLACK || GREY || RED**  
RAIN VERSION



**BLACK || GREY || SILVER**  
RAIN VERSION

# PROSTAFF® CART BAG

Designed for the golfer that likes the club organization of a 14-way top, ample pocket storage and easy access while on a trolley.





## STAY ORGANIZED ON THE COURSE

- 9.5"× 11" Handle top
- 14-Way top
- 2 Side lift handles
- 9 Pockets
- 2 Full-length large garment side pockets
- 1 Front valuables pocket
- 1 Cooler pocket
- 1 Large base accessory pocket
- 2 Large external accessory pockets
- 2 Mesh side pockets

---

## EXTRA FEATURES

- Umbrella holders
- Towel ring
- Glove holder
- Padded strap
- Rain hood

**WEIGHT** 3.52 lbs - 1.6 kgs





**BLUE || GREEN**



**BLUE || RED**



**BLACK || WHITE**



**JADE  
WOMEN'S**

# EXO DRY STAND BAG

The EXO DRY Stand bag is an all-weather golf bag loaded with innovative features. 5 divided club sections, a non-skid base, 3D foam padded straps, a DryTech valuables pocket, large garment pocket, accessories pocket, water bottle sleeve and large ball pocket organize and protect your gear in any conditions while a fully integrated stand keeps everything close at hand.



## STANDS UP TO ANY WEATHER

A high-performance stand bag that features a weather-resistant design ideal for frequent walkers who play in all conditions. The self-activating stand mechanism has been designed for maximum reliability and the position of the waterproof pockets makes them accessible while the bag is being carried for ultimate ease of use.



### IMPROVED STAND MECHANISM



WEIGHT 6.37 lbs - 2.89 kgs

## KEEP YOUR GEAR ORGANIZED AND DRY ON THE COURSE

- 9.5" x 8" 5-way top with 3 molded handles
- 2 Full-length dividers
- 1 Full-length garment pocket
- 1 Valuables pocket
- 1 Large ball pocket
- 2 Large accessories pockets
- 1 Large pocket for a rangefinder or drink

## EXTRA FEATURES

- Seam-sealed construction and welded zippers ensure pockets stay dry in wet weather
- Improved stand mechanism: completely redesigned stand trigger now deploys the legs farther out for rock-solid stability and ease of use
- 2-in-1 self-balancing strap technology improves fit and comfort
- Padded straps
- Umbrella holder
- Towel ring
- Glove holder
- Snap-on rain hood



**BLACK || CHARCOAL || SILVER**

**CHARCOAL || CITRON || SILVER**

**RED || WHITE || WILSON**

# EXO II STAND BAG

The EXO II Stand is an innovative, premium golf bag that features 5 divided club sections, a non-skid base, 3D foam padded straps, a DryTech valuables pocket, large garment pocket, accessories pocket, water bottle sleeve and large ball pocket to organize and protect your gear while a fully integrated stand keeps everything at hand.



## STANDS UP TO THE LONGEST ROUNDS

A high-performance stand bag that features a lightweight design ideal for frequent walkers. The self-activating stand mechanism has been designed to 'stand up' to the rigors of heavy use. The pockets have been designed specifically to be accessible while the bag is being carried for maximum ease of use.



### IMPROVED STAND MECHANISM



WEIGHT 5.2 lbs - 2.3 kgs

## STAY ORGANIZED ON THE COURSE

- 9.5"× 8" 5-way top with 3 molded handles
- 2 Full-length dividers
- 1 Full-length garment pocket
- DryTech valuable pocket
- 1 Large ball pocket
- 3 Accessories pockets
- 1 Large open pocket for a rangefinder or drink

## EXTRA FEATURES

- Improved stand mechanism: completely redesigned stand trigger now deploys the legs farther out for rock-solid stability and ease of use
- 2-in-1 self-balancing strap technology improves fit and comfort
- Padded straps
- Umbrella holder
- Towel ring
- Glove holder
- Snap-on rain hood
- YKK® zippers
- Pen holder



BLACK || BLACK || SILVER

BLACK || BLUE || D9

NAVY || WHITE || RED

WHITE || BLACK || RED

RED || WHITE || WILSON

CUSTOMIZATION  
AVAILABLE

# ECO STAND BAG

Each and every ECO stand bag is made from over 50 recycled plastic water bottles. This production method uses less energy than using new material, reduces CO2 emissions and keeps plastic out of landfills! Recycling compliance verified by Global Recycled Standard 4.0.





## GREEN NO MATTER WHICH COLOR YOU CHOOSE

A feature-heavy, high-performance stand bag made from over 50 recycled water bottles! Certified by Global Recycled Standard Commission.



WEIGHT 4.3 lbs - 1.9 kgs

## STAY ORGANIZED ON THE COURSE

- 8.5" x 7" 5-way padded top with integrated handle
- 2 full-length dividers
- 1 Full-length garment pocket
- 1 Large valuables pocket
- 1 Large cooler sleeve
- 1 Large ball storage pocket
- 2 Accessories pockets of varying size

## EXTRA FEATURES

- Earth-friendly material made from recycled water bottles
- Stay flat base and self-activated legs for stability
- Ergonomic, fully-adjustable shoulder straps
- Umbrella holder
- Rain hood
- YKK® premium zippers



**ALPINE GREEN**

**DEEP OCEAN BLUE**

**CLOUD SILVER**

**NEW**

# FEATHER STAND BAG

Feather stand bag delivers everything you need in a functional golf bag, while also being incredibly lightweight and easy to use. Get full-featured performance without the weight.





## THE BAG THAT PROVES LESS IS MORE

The Feather stand bag is a lightweight stand bag that won't break your back or the bank. Loaded with many of the same features as our premium golf bags, but with a slightly smaller top and pockets.

WEIGHT 3.86 lbs - 1.75 kgs

## STAY ORGANIZED ON THE COURSE

- 8.5" x 7" 4-way top with molded handle
- 2 Full-length dividers
- 1 Large full-length side pocket
- 1 Velour-lined valuables pocket
- 1 Large base accessory pocket
- 1 Mid-size ball and tee pocket
- 1 Large side pocket for accessories
- 1 Large open pocket for drinks or easy access to a rangefinder
- 1 Pen holder

## EXTRA FEATURES

- Quick, smooth integrated stand with paddle activation
- Slide 2-in-1 self-balancing four-point double-strap system
- Ergonomic padded strap
- Hip/low back pad
- Umbrella holder
- Towel ring
- Rain hood



BLACK || SILVER || CITRON

NAVY || CHARCOAL || LIGHT BLUE

BLACK || CHARCOAL || SILVER

CUSTOMIZATION  
AVAILABLE

# QS QUIVER STAND BAG

Extra light quiver-style stand bag. A feature-laden, simple and effective lightweight stand bag that's always ready to hit the course.



## LESS IS MORE

Ideal for the frequent walker, and preferred by purists, this lightweight small-top bag is perfect for easily carrying the clubs and gear you need without weighing you down.



**WEIGHT** 3.52 lbs - 1.6 kgs

## STAY ORGANIZED ON THE COURSE

- 8.5" x 7.5" 4-way top with handle
- 2 Full-length dividers
- 1 Large garment pocket
- 1 Velour-lined valuables pocket
- 1 External accessory pocket
- 1 Beverage pocket

## EXTRA FEATURES

- Easy-operating lightweight stand
- Four-point double strap
- Umbrella holder
- Large towel ring
- Glove holder
- Rain hood



BLACK || WHITE

NAVY || WHITE || RED

RED || WHITE || BLACK



# Q QUIVER BAG

Extra lightweight, quiver-style carry bag that's simple, effective, and always ready to hit the course.





## CARRY LESS. GOLF MORE.

Preferred by purists and players who like to keep things simple, this small-top bag is perfect for easily carrying essential clubs and gear so you can keep your mind on your game.

**WEIGHT** 1.98 lbs - 0.9 kgs



## EVERYTHING YOU NEED. NOTHING YOU DON'T.

- 8.5" x 7.5" 4-way top with handle
- 1 Large garment pocket
- 1 External accessory pocket
- 1 Valuables pocket
- 1 Beverage holder

## EXTRA FEATURES

- Padded strap
- Umbrella holder
- Large towel ring
- Glove holder

# PROSTAFF® STAND BAG

Designed for the golfer that likes some club organization with a 4-way top, ample pocket storage with an easy double strap and a stable stand.





## SMOOTH STAND

Lightweight stand and base paddle activation



WEIGHT 3.9 lbs - 1.8 kgs

## STAY ORGANIZED ON THE COURSE

- 8.5" x 9" Handle top
- 4-Way top
- 2 Full-length dividers
- 7 Pockets
- 1 Full-length garment pocket
- 1 Velour-lined valuables pocket
- 1 Large accessories pocket
- 1 Cooler pocket
- 1 Large accessories side pocket
- 2 Mesh side pockets

## EXTRA FEATURES

- 4-Point ergonomic double strap
- Hip/low back pad
- Umbrella holder
- Towel ring
- Glove holder
- Rain hood



**BLACK || GREEN**

**BLUE || RED**

**BLACK || WHITE**

**JADE  
WOMEN'S**



# GOLF GLOVES



# STAFF MODEL GLOVE

## Experience the Premium Performance of Staff Model

The Staff Model glove is designed for the elite golfer seeking the best possible feel and performance. Cut and sewn to tour player specifications, the hand-selected cabretta leather remains incredibly supple while providing a precise fit and luxuriously soft feel.







## **SUPER SOFT**

Exclusive, hand-selected super soft cabretta leather.

## **PERFECT FIT**

Cut to tour player specifications for a precise and structured fit with supreme comfort.

## **EXTREME COMFORT**

Reversed thumb seam and pre-curved fingers for unobstructed smooth feel.

# CONFORM GLOVE

## Super Soft Tack Teck Cabretta Leather

The Conform glove is a stylish, innovative glove perfect for the golfer seeking a longer lasting and more breathable glove. Anti-microbial performance mesh on the knuckles dissipates heat and helps keep you cool.





## PREMIUM CABRETTA LEATHER

Unique, super soft TackTeck leather retains softness and provides optimum grip control.

## ULTIMATE COMFORT

Cool Mesh upper designed for maximum ventilation, greater flexibility and tailored fit.

## MADE TO LAST

Inner wrist terry fabric minimizes leather stretching for more durability and better comfort.

# GRIP PLUS GLOVE

## **Superior Grip And Durability**

The Wilson Staff Grip Plus Glove features a high-tech digitized palm pattern for incredible grip, feel and durability.





WHITE



BLACK



WOMEN'S

## MULTI-MATERIAL CONSTRUCTION

Perforated microfiber upper is highly breathable so hands stay cool and comfortable.

Perforated synthetic upper keeps hand cool and reduces fatigue. New palm design for enhanced grip, improved club control and long-lasting durability.

Premium Cabretta palm and thumb inserts for a better grip and durability.

Antimicrobial mesh inserts in key stress points, give superior ergonomics, comfort and great fit.

# FEEL PLUS™ GLOVE

The Feel Plus glove offers a comfortable feel, sensitive touch and reliable wear.





## REINFORCED PALM

Leather palm patch improves grip and durability.

## MOISTURE WICKING

Coolmax® Lycra finger inserts promote precise fit and help wick away moisture.

## COOL COMFORT

Coolmax® mesh knuckles provide a comfortable fit across the flex points, dissipates heat and moisture for better comfort.

AVAILABLE IN Men's & Women's RH and LH

WOMEN'S

# FIT-ALL GLOVE

## One Size Fits All

The Wilson Staff Fit-All has been uniquely constructed from a soft microfiber synthetic combined with an anti-microbial cooling mesh, allowing the glove to fit hand sizes S to L.







MINT/WHITE



PINK/WHITE

## ONE SIZE FITS ALL

Unique construction combines soft microfiber synthetic and lightweight mesh, allowing the glove to fit women's hand sizes S to L.

## MOISTURE WICKING

Mesh upper stretches and breathes for maximum comfort and performance.

## MADE TO LAST

Soft micro fiber synthetic provides a comfortable feel, sensitive touch and durable wear.



PERSONALIZATION AVAILABLE  
White Glove Only

# FIT-ALL JUNIOR

## One Size Fits All Juniors

The unique construction of a soft microfiber synthetic combined with an exclusive mesh ensures the glove fits junior players.





## ONE SIZE FITS ALL

Unique construction ensures a universal fit for junior golfers 7 to 13 years old.

## BUILT FOR COMFORT

Soft microfiber synthetic provides a comfortable feel, sensitive touch and durable wear during all types of weather.

## STAY COOL

Mesh upper is highly breathable and features a colorful camouflage print.

## VELCRO® WRIST TAB

Provides a secure fit and easy on-off.

# RAIN GLOVES

## Designed For Exceptional Grip In The Rain

Get the same great fit, feel and grip as our other gloves, with construction and materials designed to improve wet-weather comfort and performance. Don't let rain spoil your game, pull on one of these innovative gloves and feel the difference.



TOUCHSCREEN COMPATIBLE



## NON-SLIP GRIP

Microfiber construction provides a sure grip in wet conditions.

## MOISTURE-RESPONSIVE PALM

When wet, the grip's tackiness increases. The wetter the gloves get, the better they grip.

## QUICK DRYING

Mesh top allows the glove to dry quickly.

## LONG-LASTING

The new synthetic palm offers durability and comfort round after round.

# WINTER GLOVES

**Designed For Maximum Warmth In Cold Weather**

For those cold rounds of golf, the winter gloves will keep your hands warmer so you can still feel your grip and enjoy your game.



TOUCHSCREEN COMPATIBLE



## SOFT AND WARM

Brushed fleece top for warmth and comfort.

## LONG-LASTING

Premium microfiber suede palm for superior fit, feel and durability.

## STRETCH KNIT CUFF

Lock cold weather out.

# WINTER MITTENS

## Designed For Maximum Warmth In Cold Weather

In harsh fall, winter and spring conditions, rely on the micro-fleece lining, water-repellent nylon exterior and zippered hand-warmer pockets of the Wilson Staff Winter Mittens for warmth.







## WATER-REPELLENT NYLON SHELLS

Keep hands dry

## MICROFLEECE LINING

Keeps hands warm

## ABRASION-RESISTANT SURE GRIP PALM

For improved grip

## ADJUSTABLE CUFF

Seals out cold air



# ACCESSORIES



# TOUR FLAT BRIM CAP

Designed by Major Champion Gary Woodland, the Tour Flat Brim hat delivers all the protection and performance you need to tackle any course with style.





## GARY WOODLAND DESIGN

Lower, more rounded profile and premium inner lining designed with input from PGA Major winner Gary Woodland.

## HIGH PERFORMANCE FABRIC

UPF40+ sun protective performance fabric for ultimate golf wear.

## ADJUSTABLE SNAPX CLOSURE

One Size fits most with easy to-adjust secure back.

# PRO TOUR CAP

The Pro Tour hat features a lower profile and lightweight fabric providing supreme all-day comfort for players who prefer to keep their head in the game, not on their headwear.





## **TOUR INSPIRED**

Lower profile fit with regular curve bill.

---

## **SOFT CROWN CONSTRUCTION**

Premium lightweight form-fitting fabric makes you feel like you're not wearing a cap at all.

---

## **ADJUSTABLE SNAPX CLOSURE**

One size fits most with an easy-to-adjust secure back.

NEW



RED



WHITE/RED



BLACK



GREEN



GREY



NAVY



WHITE/BLACK



WHITE/NAVY

WOMEN'S



LIGHT BLUE



WHITE/PINK

JUNIOR



WHITE

MEN'S



# VISOR HEADWEAR

Keep the sun out of your eyes without covering your head with this quick-drying and breathable visor featuring an adjustable fit.





BLACK



WHITE

## HIGH FRONT DESIGN

A design based on the preferred tour style with a higher front and wrapped finish trim.

## QUICK-DRY SWEAT BAND

Breathable, soft cover designed to dissipate moisture.

## ADJUSTABLE CLOSURE

One size fits most with easy-to-adjust secure back.

# RAIN BUCKET HEADWEAR

The Rain Bucket hat is sure to be your favorite foul-weather friend. It combines a secure fit with premium weather protection to ensure a little rain never spoils your round.





## NEW PROFILE DESIGN

Low profile fit forms to the head and keeps it in place.

---

## WATERPROOF CONSTRUCTION

Seamed stitch lines, an extended back and moisture repellent fabric keep you dry during the worst weather.

---

## DRAWSTRING CLOSURE

One size fits most adjustability with drawstring closure for secure fit.

# TOUR BEANIE HEADWEAR

Keep the cold at bay with the Wilson Tour beanie. This stylish and versatile cold-weather beanie protects your ears and head from wind and cold, perfect for those late fall and early spring rounds.





## JACQUARD

Soft, tightly woven acrylic with branded pattern.

---

## INNER FLEECE LINING

Internal fabric layer adds a snug fit and extra warmth.

---

## ONE SIZE FITS MOST

Stretchable band provides a comfortable fit for most head sizes.

# ECO BEANIE HEADWEAR

All the protection, warmth and style of our Tour beanie, but made from recycled materials that eco-conscious players love.





## **OUTER SHELL**

Soft, recycled poly yarn for sustainable comfort.

---

## **DOUBLE LAYER WARMTH**

Second fabric layer adds durability and warmth.

---

## **ONE SIZE FITS MOST**

Stretchable band provides a comfortable fit for most head sizes.



# IVY CAP HEADWEAR

Keep the cold at bay with the Wilson Tour beanie. This stylish and versatile cold-weather beanie protects your ears and head from wind and cold, perfect for those late fall and early spring rounds.





## **CLASSIC STYLING**

Nostalgic duck bill Ivy cap to walk the course in style.

---

## **COMFORTABLE FABRIC**

Stretch T/R 46S material for breathable comfort while wearing.

---

## **ONE SIZE FITS MOST**

Velcro fabric closure provides a comfortable fit for most head sizes.

# TOUR UMBRELLA

Battle the elements with the stylish Wilson Tour Umbrella, as used on tour by the Wilson Advisory Staff members.



# CADDIE TOUR TOWEL

Highly absorbent and quick drying, this large golf towel is perfect for drying balls, wiping down clubs and keeping your hands clean. Features a hang loop so it's always ready to go.



# MICROFIBER TOWEL

The new trifold towels are made from microfiber that feature a waffle-like weave pattern intended to keep your clubs clean and dry. The sturdy carabineer clip attachment makes for easy clipping on and off your bag.



# TRAVEL GEAR

Get protection and style when you hit the road with Wilson Staff travel accessories. With thoughtful appointments and robust materials like hard ABS plastic topsides and reinforced handles, this gear ensures that you and your equipment will arrive ready to play.



GOLF PRO TRAVEL COVER

WHEEL BAG

DUFFEL BAG

SHOE BAG

BRIEF PACK

HARDTOP TRAVEL COVER



# RECREATIONAL

# PROSTAFF® SGI™ COMPLETE GOLF SET

## One Size Does Not Fit All™

The ProStaff SGI complete golf set is the only custom-fit-in-a-box system in the world. Featuring 5 options—with various lengths, lofts, flexes, bags and grip sizes to more perfectly fit beginner golfers and their unique physical characteristics.





# PROSTAFF SGI

## FIND YOUR SET

Having correctly sized golf clubs is important. That's why Profile SGI is available in a variety of shaft length and gender options. So you get a complete set of clubs that feel like yours right out of the box.



	<b>COMPLETE SET WITH BAG</b>	<b>HALF SET WITH BAG</b>	<b>WOODS/HYBRIDS ONLY WITHOUT BAG</b>	<b>IRONS ONLY WITHOUT BAG</b>
MEN'S STANDARD	RH (STL & GRA) / LH (STL)	RH (STL & GRA) / LH (GRA)	RH (GRA) / LH (GRA)	RH (STL & GRA) / LH (GRA)
MEN'S TALL	RH (STL)	--	--	--
MEN'S UNCUT		RH (GRA)	--	--
WOMEN'S STANDARD	RH (GRA)	RH (GRA) / LH (GRA)	RH (GRA) / LH (GRA)	RH (GRA) / LH (GRA)
WOMEN'S TALL	--	--	--	--
WOMEN'S UNCUT		RH (GRA)	--	--
JUNIOR'S	RH (SMALL) RH / LH (MEDIUM) RH (LARGE)	--	--	--

\*Offered in multiple set configurations

# PROSTAFF® SGI™ MEN'S

Distance engineered for men's faster swing speeds in standard or tall size options. Advanced design maximizes distance and improves trajectory. Extremely deep cavity irons move the weight low and back for improved accuracy.





## IMPROVED DISTANCE

Performance technology and lightweight components combine to deliver tremendous distance.

## ADVANCED TECHNOLOGY DESIGNS

Soft, all-weather rubber grips and low-torque Uniflex steel shafts with shaft bands.

## LIGHTWEIGHT AND DURABLE

Premium handle stand bag with roomy pockets.

## CUSTOM FIT IN A BOX™

- Driver
- Fairway 3
- Hybrid 5
- Irons 6, 7, 8, 9, PW, SW
- Putter
- Bag
- Headcovers

AVAILABLE IN RH, RH Tall, LH

# PROSTAFF® SGI™ WOMEN'S

Lightweight components designed specifically for women's playing characteristics feature women's flex graphite shaft and soft women's sized grip.





## FIT FOR WOMEN

Shaft flex, club length, grip size and swing weight better match women's physical geometries.

## LIGHT AND FAST

Optimized club head design and lightweight components to get the most from your game.

## DELUXE CART BAG

Cart bag features premium materials, ample storage pockets and easy lifting handle.

## CUSTOM FIT IN A BOX™

- Driver
- Fairway 5
- Hybrid 6
- Irons 7, 8, 9, PW, SW
- Putter Bag
- Headcovers

AVAILABLE IN RH, LH

# PROSTAFF® SGI™

## MEN'S SINGLE STICKS



IRONS



DRIVER

Available in either standard or offset driver options



FAIRWAY WOODS



HYBRID

## PUTTERS

Wilson's broad selection of Prostaff® SGI™ putters offer traditional and unique head shapes and weighting options to fit your style of game.



MODEL I PUTTER



MODEL II PUTTER



MODEL III PUTTER



MODEL I PUTTER LH

## CHIPPERS

Prostaff® SGI™ chipper is a great scoring club for around the green.



CHIPPER



CHIPPER LH



<b>CLUB</b>	<b>IRON 5-SW</b>	<b>IRON 5-SW</b>	<b>MW #1</b>	<b>MW #3</b>	<b>MW #5</b>	<b>#3 HYBRID</b>	<b>#4 HYBRID</b>	<b>#5 HYBRID</b>	<b>CHIPPER</b>
RH/LH	RH	LH	RH/LH	RH/LH	RH/LH	RH	RH/LH	RH	RH/LH
STEEL/ GRAPHITE	STEEL/ GRAPHITE	STEEL/ GRAPHITE	GRAPHITE	GRAPHITE	GRAPHITE	GRAPHITE	GRAPHITE	GRAPHITE	STEEL

# PROSTAFF® SGI™ WOMEN'S SINGLE STICKS



IRONS



DRIVER

Available in either standard or offset driver options



FAIRWAY WOODS



HYBRID



MODEL I PUTTER

## PUTTERS

Wilson® ProStaff® SGI™ putter for women is a game improvement head shape with easy-to-use alignment features and soft allweather grip.



CHIPPER

## CHIPPERS

Prostaff® SGI™ chipper is a great scoring club for around the green.

<b>CLUB</b>	<b>IRON 6-SW</b>	<b>IRON 6-SW</b>	<b>MW #1</b>	<b>MW #3</b>	<b>MW #5</b>	<b>#5 HYBRID</b>	<b>#6 HYBRID</b>	<b>CHIPPER</b>
RH/LH	RH	LH	RH/LH	RH/LH	RH/LH	RH/LH	RH	RH
STEEL/ GRAPHITE	GRAPHITE	GRAPHITE	GRAPHITE	GRAPHITE	GRAPHITE	GRAPHITE	GRAPHITE	STEEL

# PROSTAFF® JGI™ JUNIOR GOLF SET

## Custom Fit In A Box™

Getting fit for custom clubs is a very popular trend in the golf industry today. The ProStaff JGI Junior complete golf set is the only custom-fit-in-a-box system in the world. It features five junior size options — to more perfectly fit beginner golfers and their unique physical characteristics.



# PROSTAFF® JGI™

## LARGE AGES 11-13

Getting fit for custom clubs is a very popular trend in the golf industry today. The ProStaff JGI Junior complete golf set is the only “Custom fit in a box” system in the world. It features eight Junior size options – to more perfectly fit beginner golfers and their unique physical characteristics.





## STABILIZED HEAD DESIGN

Improved weight distribution increases stability on off-center hits for better distance on every shot.

## IMPROVED DISTANCE

Oversized junior driver has an enormous sweet spot and helps get the ball airborne.

## LIGHTWEIGHT AND FUN

Features trendy junior colors and exceeds the industry's toughest durability standards.

## CUSTOM FIT IN A BOX™

- Driver
- Hybrid
- Long Iron
- Short Iron
- Wedge
- Putter
- Bag
- Headcovers

AVAILABLE IN RH, LH\*  
\*Red Set

# PROSTAFF® JGI™ MEDIUM AGES 11-13

Getting fit for custom clubs is a very popular trend in the golf industry today. The ProStaff JGI Junior complete golf set is the only “Custom fit in a box” system in the world. It features eight Junior size options – to more perfectly fit beginner golfers and their unique physical characteristics.







## STABILIZED HEAD DESIGN

Improved weight distribution increases stability on off-center hits for better distance on every shot.

## IMPROVED DISTANCE

Oversized junior driver has an enormous sweet spot and helps get the ball airborne.

## LIGHTWEIGHT AND FUN

Features trendy junior colors and exceeds the industry's toughest durability standards..

## CUSTOM FIT IN A BOX™

- Driver
- Hybrid
- Short Iron
- Wedge
- Putter
- Bag
- Headcovers

AVAILABLE IN RH, LH

# PROSTAFF® JGI™ SMALL AGES 5-8

Getting fit for custom clubs is a very popular trend in the golf industry today. The ProStaff JGI Junior complete golf set is the only “Custom fit in a box” system in the world. It features eight Junior size options — to more perfectly fit beginner golfers and their unique physical characteristics.





## STABILIZED HEAD DESIGN

Improved weight distribution increases stability on off-center hits for better distance on every shot.

## IMPROVED DISTANCE

Oversized junior driver has an enormous sweet spot and helps get the ball airborne.

## LIGHTWEIGHT AND FUN

Features trendy junior colors and exceeds the industry's toughest durability standards.

## CUSTOM FIT IN A BOX™

- Driver
- Wedge
- Bag
- Short Iron
- Putter
- Headcover

AVAILABLE IN RH, LH



# APPAREL

# STAFF MODEL RAIN JACKET

BENEFITS

- Waterproof: 20'000MM
- Breathable: 15'000MM
- 3 Layer interlock fabric
- Light and soft
- Windproof
- Stretch fabric for easy swing
- Sealed seams

FEATURES

- Regular fit
- Carbon print details at shoulders for a smart look
- Vislon Waterproof open-trough Zip with contrast colour teeth
- 2 side waterproof zip pockets
- Waterproof zip pocket at chest
- Adjustable sweep
- Collar with chin guard for comfort
- Branded regulating straps at cuffs
- 100% Polyester with mechanical stretch TPU membrane



AVAILABLE IN S, M, L, XL, XXL

# STAFF MODEL RAIN TROUSERS

BENEFITS

- Waterproof: 20,000MM
- Breathable: 15,000MM
- 3 Layer interlock fabric
- Light and soft
- Windproof
- Stretch fabric for easy swing
- Sealed seams

FEATURES

- Regular fit
- Adjustable leg opening with waterproof zip
- Adjustable waist
- 2 side waterproof Zip pockets
- Inside pocket / Back pocket
- Branded regulating straps at cuffs
- 100% Polyester with mechanical stretch TPU membrane



AVAILABLE IN S, M, L, XL, XXL

# STAFF MODEL RAIN TOP

BENEFITS

- Waterproof: 8000MM
- Breathable: 6000MM
- Mechanical stretch for easier movement
- 2 layer laminated fabric
- Windproof
- Stretch fabric for easy swing

FEATURES

- Regular fit
- Carbon print details at shoulders for a smart look
- Vislon waterproof 1/4 zip with contrast colour teeth
- 2 side waterproof zip pockets
- Adjustable sweep
- Collar with chin guard for comfort
- Branded regulating straps at cuffs
- 100% Polyester with mechanical stretch TPU Membrane



AVAILABLE IN S, M, L, XL, XXL

# STAFF MODEL PADDED JACKET

BENEFITS

- Thermal protection
- Ultra lightweight synthetic insulation gives you warmth without weighing you down
- Side panels and sleeves with mechanical stretch for a better fit

FEATURES

- Regular fit
- Carbon print details at shoulders for a smart look
- Welded polyester poly-filled body with bonded padding
- Stretch knit fleece at sleeve, collar, and sides
- Part rib cuffs for snugger fit
- Vislon waterproof open-through zip with contrast colour teeth
- 2 side pockets with waterproof zippers
- Adjustable sweep
- 100% polyester



AVAILABLE IN S, M, L, XL, XXL



# STAFF MODEL SWEATER

BENEFITS

- Fine lightweight wool rich yarn for increased softness
- Cold weather comfort and max mobility

FEATURES

- Semi-fit and functional sweater
- Ribbed turtle neck collar for the perfect fit
- Zipper opening at neck to help vent heat
- 70% Wool / 30% Acrylic



AVAILABLE IN S, M, L, XL, XXL

# STAFF MODEL THERMAL TECH

BENEFITS

- Thermal protection
- Breathable
- Antibacterial finish

FEATURES

- Seamless design for greater comfort and durability
- Contrast colour mesh pattern for improved moisture management
- Stretch for easier movement
- Front neck half zip with chin guard for comfort
- 92% Polyester / 8% Spandex



BLUE



KHAKI



BLACK



RED



AVAILABLE IN S, M, L, XL, XXL

# STAFF MODEL POLO

BENEFITS

- Breathable
- Quickdry
- Antibacterial finish
- UV-protection

FEATURES

- Regular fit
- Seamless design for comfort
- 3 button opening
- Shirt collar in body fabric
- Contrast colour mesh pattern designed for improved ventilation
- 92% Polyester/ 8% Spandex yarn dyed heather



BLUE



KHAKI



BLACK



GREY



RED

AVAILABLE IN S, M, L, XL, XXL



# RAIN JACKET & TROUSERS

BENEFITS

- Waterproof: 8000mm
- Breathable: 5000mm
- Windproof
- Elegant lightweight stretch twill for easy swing

JACKET FEATURES

- Regular fit
- Vislon waterproof open-trough zip with contrast colour
- 2 side waterproof zip pockets
- Adjustable sweep
- Collar with chin guard for comfort
- Branded regulating straps at cuffs
- 100% Polyester twill with mechanical stretch and bonded PU Membrane

PANT FEATURES

- Adjustable leg opening with waterproof zip
- Adjustable waist
- 2 Side waterproof zip pockets
- Back pocket
- Branded regulating straps at cuffs
- 100% Polyester twill with mechanical stretch and bonded PU Membrane



AVAILABLE IN S, M, L, XL, XXL

# PADDED BODY WARMER

BENEFITS

- Thermal protection
- Ultra lightweight synthetic insulation gives you warmth without weighing you down
- Side panels back panel in one with mechanical stretch for better fit
- Windproof

FEATURES

- Slim fit
- Combination fabric with polyester poly-filled bonded padding
- Waterproof open-through zipper
- Padded front pockets design
- 100% polyester



AVAILABLE IN S, M, L, XL, XXL

# CLASSIC SWEATER

BENEFITS

- Fine lightweight wool blend
- Cool weather comfort

FEATURES

- Semi-fit and functional sweater
- Saddle sleeves for maximum mobility
- 50% Merino wool / 50% Acrylic



AVAILABLE IN S, M, L, XL, XXL

# THERMAL TECH

BENEFITS

- Thermal protection
- Moisture management
- Stretch for easy swing

FEATURES

- Classic 3 color midlayer
- High collar
- Standard fit for a relaxed, easy feel
- Front neck 1/2 zip with chin guard
- 90% polyester/ 10% elastane



BLACK

NAVY

AVAILABLE IN S, M, L, XL, XXL

# STRIPED POLO

BENEFITS

- Functional knit
- Moisture management
- Stretch for easy swing

FEATURES

- Standard fit for a relaxed easy feel
- 3 buttons placket
- Shirt collar
- 100% polyester
- Dimensional jacquard subtle stripe



BLACK



RED



OLIVE



NAVY



AVAILABLE IN S, M, L, XL, XXL



# 3 TONE POLO

BENEFITS

- Functional knit soft hand
- Good breathability
- Stretch for easy swing

FEATURES

- Classic 3 color shirt
- Shirt collar in main body fabric
- Regular fit
- 3 buttons placket
- 100% polyester



BLACK



OLIVE



NAVY

AVAILABLE IN S, M, L, XL, XXL



# CLASSIC POLO

BENEFITS

- Highly Breathable
- Quickdry
- Stretch piqué fabric
- Anti-curl rib collar

FEATURES

- Regular fit short sleeve shirt
- 2 tone rib collar with contrast colour tipping
- 3 buttons placket
- 92% polyester/ 8% elastane



BLACK RED OLIVE GREY NAVY LT BLUE LIME WHITE

AVAILABLE IN S, M, L, XL, XXL



# AUTHENTIC POLO

BENEFITS

- Functional piqué knit
- Moisture management
- Stretch for easy swing

FEATURES

- Standard fit for relaxed, easy feel
- Rib collar
- 3 buttons placket
- 100% polyester



BLACK



RED



INDIGO



TRADEWINDS



PURPLE



BURNT ORANGE

AVAILABLE IN S, M, L, XL, XXL



# WOMEN'S PADDED JACKET

BENEFITS

- Thermal protection
- Side panels and sleeves with mechanical stretch
- Ultra lightweight synthetic insulation gives you warmth without weighing you down

FEATURES

- Slim fit for a tailored look
- Combination fabric with welded polyester poly-filled bonded padding
- Waterproof open-through zipper
- Back and front body panel padded
- Discreet front pockets design
- 100% polyester



AVAILABLE IN S, M, L, XL, XXL

# WOMEN'S THERMAL TECH

BENEFITS

- Thermal protection
- Stretch for easy swing
- Moisture management

FEATURES

- Slightly fitted and relaxed for a soft feel
- Front neck 1/2 zip
- High design collar
- 90% polyester/ 10% elastane



NAVY

PINK

AVAILABLE IN S, M, L, XL, XXL

# SCALLOPED POLO

BENEFITS

- Functional knit soft hand
- Good breathability
- Stretch for easy swing

FEATURES

- Standard fit for a relaxed, easy feel
- High design collar
- 1/4 zip opening
- 92% polyester/ 8% elastane



WHITE



MIST



NAVY



PINK



AVAILABLE IN S, M, L, XL, XXL

# WOMEN'S ZIPPED POLO

BENEFITS

- Functional knit silky soft
- Good breathability
- Stretch for easy swing

FEATURES

- Slightly fitted for a relaxed and cool feeling
- Standing collar
- Raglan sleeves for movement
- Highlighting accent color at collar and armhole
- 1/4 zip opening
- 92% polyester/ 8% elastane



PEACH



MIST



PINK

AVAILABLE IN S, M, L, XL, XXL



# AUTHENTIC POLO

BENEFITS

- Functional piqué knit
- Moisture management
- Stretch for easy swing

FEATURES

- Standard fit for relaxed, easy feel
- Rib collar
- 4 buttons placket
- 100% polyester



NAVY



RED



WHITE



PEACH



TRADEWINDS

AVAILABLE IN S, M, L, XL, XXL

